



# f/STOP

The Newsletter of the Camera Club of Brevard

June  
2024

Monthly meeting on June 4th, 6:30-9 pm at the Eau Gallie Civic Center



A great shot of the CCB crowd at the Brevard County Zoo fieldtrip!

Image from CCB Facebook Page


## In This Issue

Welcome to your monthly Camera Club of Brevard newsletter! We get another message from John, and an addendum about a photo-oriented local outreach program! See pages 2 & 3. You can get the scoop on our award-winning monthly meeting presenter, who will help you pick up a tip or two on the world of video! Say hello to our newest members, take a look at the big scheduling picture, fill your calendars with the field trips and photo shoots Stuart has in store for us, and have a gander at the blurry images that received Awards of Distinction in May. Read up on a settings tip or two, and get a peek at the membership images shared in our Facebook community. Also, be on the look out for a couple of CCB characters who find themselves in roles they may not be used to . . . Can you spot them? In the meantime . . . Enjoy!

— Gordie Elwell - [info@ccbrevard.com](mailto:info@ccbrevard.com)



# MESSAGE FROM The President



**Welcome to Summer! It's video time!**

*I hope you enjoyed the May Critique presentation where professional photographers Josh Conti and Kenneth Castoro commented on your submitted images...all 25 of them! In addition, Richard Thomson demonstrated some very helpful "before and after" photos and I showed a slide show of the 12 elements of judging photographs from the Professional Photographers of America. Now we know what judges look for; all we have to do is go out and apply our new knowledge. Let's chat about that.*

*I take photos nearly every day. Why? Practice. To see what my camera and my vision can produce within a frame. To challenge myself. To try something different. To get myself moving and learning about my environment. For the pure joy of discovery. For example, today I waited for an hour in a nearby sanctuary for a male and female*

*osprey to return to their nest. I was focused and had my composition and exposure dialed in. I was attempting to capture a slow motion video of their nest re-entry but all they did was ignore me and preen themselves from a nearby pine tree. I finally gave up but was rewarded on my way to the car by an obstinate gopher tortoise directly in front of me on the sandy path. I dropped to the ground and the tortoise and I had a very nice encounter, resulting in several DSLR photos with different metering and a very nice iPhone video.*

*Speaking of videos, are you taking some? I find it difficult with my DSLR in the bright daytime light because the viewfinder is unavailable (locked up mirror) and it's nearly impossible to see the screen and hold a heavy camera steady. A tripod would be helpful. As a result I have been taking videos on my iPhone with great success. Please start discovering what your equipment can do for you! I'm experimenting with time lapse, cinematic and slo-mo videos in addition to normal speed videos. I think you'll be amazed at your results. Any subject will do as you learn what works best for you. Remember, the July meeting is all about videography we'll show your videos and talk about our video experiences. It's a whole new visual world!*

*At the June meeting videographer James Neihouse will enlighten us on his experiences with video. It will be the perfect enticement to get you started on your own video journey!*

*See you there,  
John*



# MESSAGE FROM The President (Continued)



## ***Using photography to make our communities better.***

*At the July meeting we will have a 10 minute presentation by Crystal McDougale of ARTLETIK a local small business offering therapy, creativity coaching and community engagement services. She works as a therapist in the Brevard Public School District and has a master's degree in Social Work from FAU. I was put in touch with Crystal by Catherine Esrock, Executive Director of the Brevard Cultural Alliance. Crystal will explain a project she conceives utilizing a concept called PhotoVoice.*

### **What is PhotoVoice?**

Photovoice is a participatory research methodology that combines photography with social action. It allows participants to capture and share their experiences, perspectives, and insights through photographs and accompanying narratives. The process typically involves participants taking photos that reflect their lives or communities, followed by group discussions and reflections on the images. These discussions can lead to a deeper understanding of the issues faced by the participants and can be used to advocate for social change by presenting the findings to policymakers, stakeholders, and the broader public. In this instance, Crystal has curated 6 week project using Photovoice method for the youth.

### **Needs**

To implement this concept, Crystal needs ten digital cameras at a cost of \$85 each. These cameras will be loaned out to select individuals for use by those who participate in the project, in this case the City of Cape Canaveral. There is no obligation to participate. Disclaimer - It is important for you to know the CCB as a club is not donating money; however, if you feel you would like to assist in some way that is your choice. I have offered help as a trainer and facilitator for her project. If you want to know more prior to the meeting you can see attached or visit Crystal's personal page at [beartletik.com](http://beartletik.com).

John Buck

# THIS MONTH'S MEETING: 4 June 2024

## ***"From Still to Motion: Transitioning into Shooting Video"***

Presented by James Neihouse, the director of photography on the first IMAX film to be nominated for an Academy Award.

Are you a photography enthusiast looking to expand your creative horizons? Join us for an exciting talk on transitioning into shooting video! In this session, we'll explore the fundamental differences between capturing still images and creating compelling videos.

James will delve into essential filmmaking terms, such as understanding frame rates, aspect ratios, and the role of shutter speed in video. You'll learn about the various types of shots and their significance in storytelling, from wide establishing shots to intimate close-ups. Discover how camera movements, like pans, tilts, and tracking shots, can add dynamism and depth to your footage.

Whether you're interested in documenting your travels, capturing family moments, or exploring cinematic storytelling, this talk will equip you with the skills and knowledge needed to confidently venture into the world of videography. Join us and embark on an exciting journey from still to motion!



James L. Neihouse, ASC is a freelance cinematographer and filmmaker living in Central Florida with 47 years of experience in the Giant Screen Industry. A native of Paris, Arkansas, James is a graduate of the prestigious Brooks Institute of Photography in Santa Barbara, CA.

Soon after his graduation in 1976 he worked on his first IMAX film *Ocean*; the first underwater film made in the format. The film was directed by IMAX co-founder Graeme Ferguson who mentored James throughout his career. In 1980 James was the director of photography on *The Eruption of Mount St. Helens*, the first IMAX film to be nominated for an Academy Award. Since that time, he has gone on to work on more than 40 IMAX and other large format films.

James has contributed to some of the most successful films in the format – *The Dream Is Alive*, *Space Station 3D*, *Michael Jordan*, *To The MAX*, *HUBBLE 3D*, *A Beautiful Planet*, and *Ocean Oasis*, to name a few. He has filmed polar bears face-to-face in the Arctic, wild tigers in India, chimpanzees in Africa, The Rolling Stones on tour across Europe, NASCAR racing, and countless other subjects.

James Neihouse Website-  
<https://www.jamesneihouse.com/>

James' work has garnered him many awards and accolades including two Giant Screen Cinema Association Achievement Awards for Best Cinematography, a Kodak Vision Award, New York Festivals WorldMedal, GSCA Big Shoe Award, and Imaging Alliance Visionary Photographer award. He was named as a distinguished alumnus of both Brooks Institute and the University of Central Arkansas. Neihouse is a member of the American Society of Cinematographers, the Academy of Motion Picture Arts and Sciences and honorary member of the Malaysian Society of Cinematographers.

# THIS MONTH's Homework: Make your own videos

## It's all About Video

Video seems to be a whole new unexplored visual world, at least to most of our club members. Once you become comfortable with the video process, you'll discover how much fun it is. Essentially, video is a series of still photographs, from as few as 30, to as many as 120 frames per second.

At the CCB's June program meeting, we will be entertained by **award-winning cinematographer James Neihouse**. He will be explaining video basics and settings that will set the stage for taking videos with our DSLRs and smartphones. With this information we will be better equipped to make our own videos for the July meeting.

Here are some features of video compared to still photography:

1. You already have the basic video camera in your smartphone and DSLR
2. Videos offer a tremendous opportunity to expand on the story you want to tell
3. Videos add sound to enhance the visual story
4. They allow you to expand and explore your creativity
5. Why not make full use of your camera's capabilities?

### Video Guidelines and how to send your video to the CCB

- Videos should be up-to one minute in length
- Videos can be one continuous scene, or multiple scenes
- The CCB is looking for simple videos at this point... nothing fancy
- You may send up-to 3 videos for the July meeting
- Due date for videos is Tuesday, June 25th
- Include your original audio if your video is one continuous scene, or use music of your liking. Note- you will need to use a video editor to incorporate multiple scenes and music in your video
- To learn more about editing your video, review your camera/phone manual and watch YouTube video editing videos. It's always nice to learn new things!
- Send your video to the CCB in MP4 format at high-definition quality; i.e. 1080, HD, High Definition, etc. Or, send your video to the CCB in any format, and we will try to convert it to a MP4 file
- You will need to upload your video to WeTransfer. Videos won't email due to their very large file size.
- Here's the link to WeTransfer <https://wetransfer.com/>
- Within WeTransfer, use the CCB's email address [info@ccbrevard.com](mailto:info@ccbrevard.com) to email your file. Then, upload your video.
- Richard Thomson will acknowledge your video was received.



# WELCOME New Members!

WELCOME  
ABOARD!

Welcome New Members!

*Guests are always welcome at the CCB's  
Monthly Program Meetings. Invite a  
friend to join you at our next meeting!*



Michael Mauro - Welcome!

Bianca Jackson - Welcome!







## ***What's happening in June? Glad you asked!***

### **Indian River Photo Club Invites the CCB to McKee Gardens**

IRPC has invited the members of CCB to join with IRPC to photograph [McKee Gardens](#) on **June 7th** with an earlier start time of 8:30 am before the general public can gain admittance. Meet at the front gate. 350 US Highway 1, Vero Beach, FL 32962



*Images from the Internet*

Come join the CCB crowd with a visit to the  
Daytona and Ponce Inlet area on June 8<sup>th</sup>!



Ponce Inlet Lighthouse and surrounding grounds




## *What's happening in June? Glad you asked!*

### Fundamentals of Digital Photography Workshop

A workshop to learn how best to use your camera for remarkable photos!

Presented by The Camera Club of Brevard



*Image from Chuck Palmer*

Join us for a fantastic workshop for all photographers where you will learn the fundamentals of digital camera operation. Bring your camera or your phone camera for this hands-on workshop. After a brief instructional presentation, Camera Club of Brevard experts will lead small group photo walks and be available to answer your questions. We will review several fundamentals to capture remarkable photos, digital camera features and settings. . . including exposure settings, aperture priority, shutter priority, white balance, and exposure value compensation. Whether you want to learn how to make better use of your camera, or just brush up on what you already know, you are welcome to attend. Photographers of all experience levels are welcome. Be sure to bring your camera or phone camera and your questions!

Here are all the details...

**Workshop Date:**

Saturday, June 22, 2022 – 9:15 AM – 11:30 AM

**Presentation Host:**

Chuck Palmer

**Location:**

Eau Gallie Public Library – Large Conference Room

1521 Pineapple Ave, Melbourne, FL

<https://maps.app.goo.gl/mync58M1fNCwGnSA>

**More Details:**


Who should attend? - This workshop will cover the fundamentals of Digital Photography. If you are new to photography or want to get more familiar with your camera (or phone camera), or are an experienced photographer who just wants to brush up on what you already know, then this workshop is designed for you! Club members, guests, and all interested photographers are invited to attend.

Questions? – email Chuck at [info@ccbrevard.com](mailto:info@ccbrevard.com)

# MONTHLY Competitions!

1. We have 3 levels of competition: *Novice, Intermediate and Advanced*.
2. We have **"Awards of Excellence"** in each category at the discretion of our monthly judges.
3. When submitting your entries, name your image files as:  
{Your Name} {Novice, Intermediate or Advanced}.jpg  
and for Creative Class competitions files should be named as: {Your Name} Creative.jpg.

Here are our monthly themes for the rest of the year. As you are out shooting, don't exclusively focus on (*Ouch! Sorry about that!*) just next month's theme. Look ahead to future competition themes and capture those shots as well!

MONTHLY CONTEST THEMES - 2024 - 2025 THEMES	
<b>2024</b> <del>January ~ People at Work/Play</del> <del>February ~ Speed</del> <del>March ~ Abandoned</del> <del>April ~ Open + creative class</del> <del>May ~ Beautiful Blur</del> June ~ Night July ~ Open + creative class August ~ Industrial September ~ Abstract October ~ Open + creative class November ~ Action/Motion December ~ Annual Print Competition	<b>2025</b> January ~ Long Exposure February ~ Food as Art March ~ The good old days April ~ Open + creative class 

## MORE Words of Wisdom:

We've been made aware of a website named 'passforless.com' claiming association with organizations such as the Valiant Air Command. Please be advised that there is no affiliation with this site. It has been identified as a scam website, believed to be based in China, seeking to capture credit card information.

We urge all our members to always exercise caution and avoid sharing any personal or financial information on this website. Stay vigilant and always ensure to use official channels for all your interactions.

### BEWARE OF SCAMS!





# MONTHLY Competitions - April 2024!

*May 2024 Monthly Competition was “Open” for the three categories, Novice, Intermediate, and Advanced. We will continue with our “Award of Excellence” in each category, where the month’s judge will decide how many deserve special recognition for excellence in that month’s theme.*

## ***Awards of Excellence for the month of May Theme: Beautiful Blur***

### *Novice Category*



# MONTHLY Competitions - April 2024!

## *Intermediate Category*






# **MONTHLY Competitions - April 2024!**

*Advanced Category*



BOB CRESWICK




CHUCK PALMER

# MONTHLY Competitions - April 2024!

ISABELLE MULLIGAN



RUEBEN PERLEE





# TIPS to becoming a better photographer!


## *Have you mentored a new CCB member lately?*

*by Gordie Elwell*

“What is Photography?” If you are just asking yourself this question for the first time, you may be in need of some review . . .

Photography, in it's essence, is the art of capturing the reflected light in the scenes around us and preserving those patterns on film (or electronic files from a sensor). What separates us from the point-and-shoot crowd is we take the time to evaluate our subject, our composure, the background, and most importantly the lighting, to give us the best opportunity to capture an image we can be proud of. In our previous f/STOPS, we have visited the exposure triangle and other considerations in selecting our settings. But after all that, what if we are still not happy? Well, perhaps we need to explore “exposure compensation”.

What the heck is that? Well, our fancy digital cameras (and even our cell phones), have built-in meters to help us find the right settings. These meters can even be adjusted for what part of our scene to measure the light. Spot metering . . . Area metering . . . It can all be so confusing! But wait! Most of our cameras have a couple of tools to help us out . . . The histogram, and the exposure compensation control.



*Image from the internet*

Most of our cameras have a selection or control that often has a symbol similar to this one, with a + and – sign. This control is sometimes a menu setting, or toggle switch or rocker control. Sometimes it is programmable, so you can choose the best control on your camera to have this feature. But the bottom line is that when you use this control, you can override the exposure choices your camera has made for you. Many of our cameras can portray the scene in the viewfinder, and show generally lighter or darker exposure results of your camera's metering. Strong backlighting, for example a really bright sky, can make your subject appear too dark. What can help us determine if we have poor lighting balance? So glad you asked!

It is time to get to know your helpful friend, the histogram! This is the tool in your camera's viewfinder that sends you reeling back to high school math class! It actually shows how much light is being received by your sensor, and what type of light. In general, the darker areas are shown on the left side, and the brightest light on the right side. There is often a small spot on the top left or right that will illuminate when you have exceeded the sensor's ability to record the light at that end of the spectrum. To avoid “blown out” blacks or whites, avoid having these areas light up. If they do, you will not be able to recover data from the areas that exceed the dark or bright areas of your image.

How high each sector of the histogram goes tells you how much light in that sector there is. So just because the left end or right end has high bars, isn't necessarily a bad thing, it just means your image has lots of darker or lighter areas, which may be exactly what you want! The histogram at the right has mostly midtones in the image, with small amounts of bright and dark areas. If the histogram of your camera is saying you have too much dark or bright areas for what you want, then you engage the exposure compensation selector to brighten or darken your image! I highly recommend you surf over [here](#) to get an excellent tutorial on histogram use!



*Image from the internet*

# LEARNING Opportunities and Events

## Field Trip to the Veterans Memorial Center Veterans Day - Monday, May 27th



The [Veterans Memorial Center](#) promotes the interests and welfare of Brevard County Veterans and their families. The center provides an extraordinary honor to the service and sacrifice veterans have made through a museum, memorial plaza, library and Veterans park. There are over 4500 artifacts presented at the museum. The center will have a special Memorial Day program starting at about 9 AM.

We should get some interesting candid photos so bring a small to medium size telephoto or zoom lens as well as your standard camera gear.

We will meet at the center at 8:45 AM for a group photo, then see and listen to the program, and take a tour of the museum and grounds.

Questions?: [Stuart.Landman@yahoo.com](mailto:Stuart.Landman@yahoo.com)  
Stuart Landman Cell: 404-680-2148



*Images from the Internet*





# LEARNING Opportunities and Events

*Come join the fun at the Valiant Air Command in Titusville!*



*Image (mostly) from the Valiant Air Command website*

***On July 13<sup>th</sup>, Camera Club of Brevard will be having a photo excursion to the Warbird Air Museum in Titusville!***

Since 1977, Valiant Air Command, Inc., Warbird Air Museum has been a growing airplane museum in Titusville, Florida. For over 45 years, their group of aviation enthusiasts, veterans, and pilots have collected historic airplanes from pivotal times throughout America's history. Some of these aircraft date back to the early days of human flight. Others are from key moments in world history like World War II. They are a 501c(3) educational organization that preserves these warbirds to educate citizens about the importance of the men and women who flew them, maintained them, and fought inside them. Visitors of their facility can experience restored classics and aircraft that can't be found anywhere else in the world.

# LEARNING Opportunities and Events

## *BOK Tower and surrounding grounds – August 17th*

### **What is a Carillon?**

A Carillon is an instrument of at least 23 tuned bells in chromatic series. Cast from bronze, which is composed mainly of copper and tin, and then specially tuned. The bells are “hung dead” meaning that the bells do not swing, only the clappers move. The instrument is fully mechanical (there are no electronics). The carillon art began in the low countries of Belgium and the Netherlands in the 17th century. Today, these countries still have the highest concentrations of carillons. We are excited to share our nation’s aviation history with you!

*Images from the Internet*



Watch for details in upcoming CCB e-mails and newsletters! 18



# LEARNING Opportunities and Events



## American Muscle Car Museum Field Trip

### CCB September 21st Field Trip

The Camera Club of Brevard is thrilled to announce its September field trip to the **American Muscle Car Museum** located in Melbourne, FL. This very unique museum houses the magnificent muscle car collection of **Mark Pieloch**, and contains the world's top collection of American muscle cars. The cars range from classic 1950s - 1970's American muscle cars, to modern "sophisticated" muscle like a 2019 Ford GT.

Typically, the museum is not open to the public; however, Mark Pieloch will kindly open his museum to the Camera Club of Brevard on the morning of September 21st from 10:00am to 1:00pm. If you like unique, stylish, colorful, and beautiful cars, this field trip is a must for you. For our appreciation, a small donation to the museum is requested to attend.

**What-** American Muscle Car Museum Field Trip

**When-** Saturday, September 21st

**Time-** 10:00am to 1:00pm

**Location-** 3500 Sarno Road, Melbourne

**Map Link-** <https://goo.gl/maps/tCYsdwLgvmMoRamJ7>

**Museum Website-** <https://www.americanmusclecarmuseum.com/>

*American Muscle Car Museum  
Photos by Andrew Mackey*



*Images from American Muscle Car Website*





# CCB MEMBERS Facebook Adventures!

## Did you know we have a Facebook page?

It is the perfect place to display recent photos and photo albums you wish to share with other club members. Our Facebook page is not public; only CCB members will be allowed access so your images are not out in the viral universe.

It's super easy to add images singly or as a group. Simply type in Camera Club of Brevard or click on this link:

<https://www.facebook.com/groups/20511326417>

Contact our Facebook manager, CCB member Isabelle Mulligan at [mulliganfam@att.net](mailto:mulliganfam@att.net) if you need assistance or have any comments or questions. It's time to share!



*Facebook Image by John Grimanis*



*Facebook Image by Isabelle Mulligan*



*Facebook Image by Jeanie Gordon Miglis, taken in the Gulf of Alaska in Kenai Fjords National Park, Seward, AK*



# CCB MEMBERS Facebook Adventures!



*Facebook Image by Andy Kochendorfer*



*Facebook Image by Stuart Landman*



# PARTING Shots

## The KODAK Truck 1912



Do you have a Parting Shot? Submit your funny or unique Parting Shot photo to [info@ccbrevard.com](mailto:info@ccbrevard.com) for publishing consideration!

Your CCB Executive Team values your ideas. Feel free to contact us at [info@ccbrevard.com](mailto:info@ccbrevard.com)



# EXECUTIVE BOARD Meetings and Info

*Executive Board meetings are being held via Zoom. All club members are invited and welcome to attend. If you are interested in attending our next board meeting, please contact John Buck at the club email address.*

*By attending, you will see it takes a team effort to make the club successful.  
We would like your help to make it even better. – email us with ideas!*



*Camera Club of Brevard, Inc.  
PO Box 542 Melbourne, FL 32902*

WEBSITE: <http://ccbrevard.org/> EMAIL: [info@ccbrevard.com](mailto:info@ccbrevard.com)

Newsletter Editor: Gordie Elwell

## GENERAL MEMBERSHIP Monthly Meetings

**MEETINGS** The CCB normally meets the first Tuesday each month from 6:30-9 pm at the Eau Gallie Civic Center, 1551 Highland Avenue in Melbourne. See all our club event opportunities at: <https://ccbrevard.org/events/> matrix page

**THE CAMERA CLUB OF BREVARD NEEDS YOUR SUPPORT** – Why not be an active member of our club management team? If you are interested in serving your Camera Club of Brevard as a appointed director, please contact John Buck at [info@ccbrevard.com](mailto:info@ccbrevard.com) You can find all the details about positions where you can serve on our website at <https://ccbrevard.org/club-management/> Click on the bylaws link at the bottom of the page for a description of the duties for each officer and director.

**Membership has its privileges!** Your membership makes a big difference to our programs offered at the Camera Club of Brevard. If you would like to join the Camera Club of Brevard or renew your membership, yearly dues are \$35 for individuals, and \$40 for a family membership. You won't find a better investment if you enjoy photography and the fellowship we appreciate as club members. Please submit your membership payment by US mail to Camera Club of Brevard Inc., P.O. Box 542, Melbourne, FL 32902 or find out how to pay online at the Camera Club of Brevard Membership Website.

A Legal Note: Photographs presented in the Camera Club of Brevard's newsletter are protected by Copyright and may not be reproduced, copied, or used in any way without prior permission. License inquiries can be made via email at [info@ccbrevard.com](mailto:info@ccbrevard.com) Thank You.