



f/STOP

The Newsletter of the Camera Club of Brevard

March 2024

Monthly meeting on March 5th, 6:30-9 pm at the Eau Gallie Civic Center



As our new Director for Field Trips, Stuart Landman promises to be rock steady in a whirlwind schedule of events . . . See Page 3 for all election results!

Image by Isabelle Mulligan

In This Issue

Welcome to your March 2024 f/STOP . . . In this issue, Enjoy the monthly message from John Buck, in the President's Corner . . . read all about the election results for 2024 . . . get ready for a GREAT presentation by this month's presenter - Steven Sasson . . . help welcome our newest member . . . peruse the upcoming events . . . get ready for the eclipse . . . recalibrate your focus for the new monthly competition format, and review February's winners . . . check out some Tips and Tricks and learn about some of the available opportunities from our club members . . . And finally, vicariously enjoy a great trip by Nancy and Chuck Palmer! – Gordie Elwell - info@ccbrevard.com



MESSAGE FROM The President



What is Disruptive Innovation?

Disruptive innovation is innovation that simplifies and makes more affordable products and services to underserved or ignored markets. An example of disruptive innovation is the introduction of digital music downloads, which have, by far, replaced compact discs (that in-turn, replaced the vinal LP albums). Amazon restructured the bookselling industry by creating an online bookstore and eliminating the need for expensive real estate. Netflix completely eliminated the DVD/CD rental business through the power of the internet.

The CCB is proud to have Steven J Sasson, retired Kodak research engineer as our guest speaker via ZOOM for our March meeting. The topic for the evening is *"Disruptive Innovation: The Story of the First Digital Camera"*. The creation of the first digital camera prototype in 1975 at the Eastman Kodak Company will be discussed as well as how the concept was demonstrated within Kodak during the following year. Subsequent technical innovations with megapixel imagers, image compression products in the mid 1980's, and the early commercialization of professional and consumer digital still cameras in the early 1990's will be discussed. The internal Kodak reaction to these developments will be highlighted as well as some of the learned observations about how to deal with disruptive innovation within an established corporate environment will be shared.

ZOOM in!

This program is a monumental event and achievement for our camera club and is made possible by contacts I have with friends at Kodak. It promises to be a memorable evening! Mr Sasson is graciously forgoing any fee for his time. At his suggestion, the CCB will be donating the standard appearance fee to the Technology Collection at the George Eastman Museum of Photography in Rochester, New York. That sounds like a win-win situation to me!

See you at the meeting!

ELECTIONS RESULTS - 2024



Officers and Directors for 2024:

OFFICERS (Voting members)

President: John Buck
Vice President Programs: Open
Secretary: Chuck Palmer
Treasurer: Eugene Apicella
PR/Communications: Open

DIRECTORS (Non voting members)

Competitions: Open
Field Trips: Stuart Landman
Webmaster: Chuck Palmer
Newsletter: Gordon Elwell
Technical: Richard Thomson
Membership: Eugene Apicella
APC Director: Open

SOS (Save Our Special camera club)

We need to talk. Seriously.

We need your immediate help. Since the inception of the camera club in the 90s, a small number of dedicated members managed the club's affairs. The board of directors consists of ten members. The club has grown from a mere dozen members to over 120 members, yet the board of directors remains at ten. It's a lot of work because...

There are four board positions open. This means the remaining six board members assume additional responsibilities. It's simply unfair for the current board to have to work extra hard...on your behalf... to keep our camera club (a tremendous learning experience and a warm and pleasant social gathering opportunity) up and running.

Now it's your turn. I'm serious. If you want a club that is viable, entertaining, dedicated and progressive, then you need to become more involved. If you want a club that offers you free workshops, field trips, interesting speakers, and dynamic presentations then join us to ensure our future.

It's actually satisfying. Some of the best friends I have made since moving to Florida are serving on the board. We brainstorm together at the exec meetings, we plan the future programs, we create new ideas for competitions and field trips. We do it together as a team. I am asking for volunteers to fill our open positions in PR/Communications, VP Programs, Membership and Competitions. Seriously. Let's fill these positions now and move forward.

THIS MONTH's MEETING: March 2024

The Camera Club of Brevard is excited to announce the guest speaker at our 6:30 pm March 5th, 2024 meeting will be Steven Sasson, the inventor of the first hand held digital camera. The title of Steven's presentation is ***"Disruptive Innovation: The story of the first digital camera"***.

Steven will review the creation of the first digital camera prototype he developed in 1975 at the Eastman Kodak Company as well as how the concept was demonstrated within Kodak during the following year. Subsequent technical innovations with megapixel imagers, image compression products in the mid 1980's, and the early commercialization of professional and consumer digital still cameras in the early 1990's will also be discussed.

The internal Kodak reaction to these developments will be highlighted as well as some of Steven's learned observations about how to deal with disruptive innovation within an established corporate environment.

Mark your calendars for this one! We are hoping to make this a ZOOM event, so stand by for those details coming soon!



WELCOME New Members!



WELCOME
ABOARD!

Welcome Kevin Chelton!

Guests are always welcome at the CCB's Monthly Program Meetings. Invite a friend to join you at our next meeting!



CCB 2024 Planner

CCB MEETING~ MAY 7~ CRITIQUE NIGHT ~ *It's what all the cool kids are talking about!*

CRITIQUE NIGHT

Tuesday evening, May 7 marks the date for the CCB's first **Critique Night Program!** This is a subject of great interest to our members and, in keeping with our mission to offer an educational experience, we will have two guest judges available for discussion on your submitted photographs. We will be asking you in advance for photos you would like critiqued so the judges can review them prior to the meeting.

In addition, we intend on presenting several "*before*" and "*after*" images to demonstrate how to make your photographs more pleasing and more likely to be rewarded as such.

Look for more information on our website, newsletter and email updates.

John

CCB 2024 Planner

PROGRAMS

~~FEBRUARY 6~~

Marilyn Cook
Intentional Camera Movement

MARCH 5

Steve Sasson (ZOOM)
Disruptive Innovation: The Story
of the First Digital Camera

APRIL 2

Erika Masterson
Fine Art Portfolio

MAY 7

Critique Night

JUNE 4

James Neihouse
Video

JULY 2

TBD

AUGUST 6

Ted Stolar
Photo/painting War

SEPTEMBER 3

Field Trips Review

OCTOBER 1

George Kamper, Miami
TBD

NOVEMBER 5

TBD

FIELD TRIPS

~~JANUARY 27~~

Wakodahatchee Wetlands
10 AM Delray Beach

~~FEBRUARY 10~~

Leu Gardens, Orlando
10 AM

MARCH 21

Antique Boat Show
Tavares, March 21

APRIL

Gatorland

MAY

Brevard Zoo

WORKSHOPS

April 13

Location Portraiture
10 AM Fort Christmas

Smartphone photography
TBD

Landscape photography
TBD

Photo editing
TBD

This white area intentionally left blank.

CCB 2024 Planner

CCB 2024									
DATE	PROGRAM	SUBJECT	CONTEST	JUDGE	OTHER	FIELD TRIPS	DATE	WORKSHOPS	DATE
January 2	MEMBER SLIDE SHOWS	COMMENTS	PEOPLE @ WORK/ PLAY	BILL MENZIES & BILLY OCKER		WAKODAHATCHEE WETLANDS	JAN 27 10AM		
							DATE CHANGE!		
February 6	MARILYN COOK	FUN ASSIGNMENT	SPEED	MARILYN COOK	ELECTION	LEU GARDENS	February 18:09AM		
March 5	STEVE SASSON	ZOOM	ABANDONED	KIM HUNT		ANTIQUE BOAT SHOW -TAVARES	Mar 21, 0023		
April 2	ERICA MASTERSON	FINE ART	OPEN/CREATIVE	ERICA MASTERSON		GATORLAND		PORTRAITURE @ FT CHRISTMAS (JOHN)	10 am SAT 13TH
May 7	CRITIQUE NIGHT	CRITIQUES	BEAUTIFUL BLUR	KENNETH CASTORO JOSH CONTI		BREVARD ZOO			
June 4	JAMES NIEHOUSE	VIDEO	NIGHT + VIDEO TEST						
July 2			ABSTRACT						
August 6	TED STOLAR	PHOTO/PAINTING WAR	INDUSTRIAL	STEVE KELLY					
September 3	FIELD TRIP REVIEW	CRITIQUE? Q&A?		RICHARD THOMSON					
October 1	GEORGE KAMPER	TBD	OPEN/CREATIVE	GEORGE KAMPER					
November			ACTION/MOTION						
December	APC	APC	APC	?					
CCB 2025									
DATE	PROGRAM	SUBJECT	CONTEST	JUDGE	OTHER	FIELD TRIPS	DATE	WORKSHOPS	DATE
JANUARY 7			LONG EXPOSURE						
FEBRUARY 4			FOOD AS ART						
MARCH 4			GOOD OLD DAYS						
APRIL 1			OPEN						
MAY 6									
JUNE 3									
JULY 1									
AUGUST 5									
SEPTEMBER 2									
OCTOBER 7									

CCB 2024 Planner

HAVE YOU SEEN AN ECLIPSE LATELY? ARE YOU FREE ON APRIL 8TH?



The Monday, April 8, 2024, total solar eclipse will cross North America, passing over Mexico, the United States, and Canada. The total solar eclipse will begin over the South Pacific Ocean. Weather permitting, the first location in continental North America that will experience totality is Mexico's Pacific coast at around 11:07 a.m. PDT.

The path of the eclipse continues from Mexico, entering the United States in Texas, and traveling through Oklahoma, Arkansas, Missouri, Illinois, Kentucky, Indiana, Ohio, Pennsylvania, New York, Vermont, New Hampshire, and Maine. Small parts of Tennessee and Michigan will also experience the total solar eclipse. The eclipse will enter Canada in Southern Ontario, and continue through Quebec, New Brunswick, Prince Edward Island, and Cape Breton. The eclipse will exit continental North America on the Atlantic coast of Newfoundland, Canada, at 5:16 p.m. NDT.

For more information on the eclipse, direct from the NASA page, [CLICK HERE!](#)

Special note: Photographing, or looking directly at the eclipsed sun can cause eye injury and likely damage your camera gear. If you intend to visit an eclipse viewing site, please do your research on appropriate safety precautions!

MONTHLY Competitions – Update!



Changes in our monthly competitions!

Starting with this month's competition (Abandoned):

1. We are eliminating Class A and Class B.
2. We are creating 3 levels of competition: *Novice, Intermediate and Advanced*.
3. We are eliminating awards for first, second and third place.
4. Instead, we will have ***"Awards of Merit"*** in each category at the discretion of our monthly judges. For example, there may be 5 or more awards of merit in one class, and maybe only 1 or 2 in another. Since we do not employ a point system for judging, the process becomes completely subjective.
5. When submitting your entries, name your image files as:
{Your Name} {Novice, Intermediate or Advanced}.jpg
and for Creative Class competitions files should be named as:
{Your Name} Creative {Novice, Intermediate or Advanced}.jpg.

Let's make this work! Good luck!

MONTHLY CONTEST THEMES – 2024 - 2025 THEMES	
2024 January ~ People at Work/Play February ~ Speed March ~ Abandoned April ~ Open + creative class May ~ Beautiful Blur June ~ Night July ~ Open + creative class August ~ Industrial September ~ Abstract October ~ Open + creative class November ~ Action/Motion December ~ Annual Print Competition	2025 January ~ Long Exposure February ~ Food as Art March ~ The good old days April ~ Open + creative class 


Here are our monthly themes for the rest of the year. As you are out shooting, don't exclusively focus on (*Ouch! Sorry about that!*) just next month's theme. Look ahead to future competition themes and capture those shots as well!

MONTHLY Competitions - February 2024!

February 2024 Competition theme "Speed"



Ian Johnson- HM Class A



Marcia Kiernan- First Place Class A




Isabelle Mulligan – 3rd Class A


MONTHLY Competitions - February 2024!




Eugene Apicella - First Class B



John Buck- 2nd Class A



Jason Poblete - 2nd Class B



Reuben Perlee - 3rd Class B

OTHER Competitions



INDIAN RIVER PHOTO CLUB 2024 PHOTOGRAPHIC PRINT EXHIBIT

ENTER YOUR BEST PICTURES

The Indian River Photo Club (www.indianriverphotoclub.org) announces its **2024 Photographic Print Exhibit**, to be displayed in the Studio Gallery at the Vero Beach Museum of Art, from **March 1 through April 7 2024**. Entry is open to anyone residing in Indian River, Brevard or St. Lucie Counties, amateur or professional, and to any member of the Indian River Photo Club, regardless of residence address. Because of space limitations in the Studio Gallery, this will be a juried exhibit. Rules for the exhibit follow:

ELIGIBILITY
All members of the Indian River Photo Club and any non-member residing in Indian River, Brevard or St. Lucie County, professional or amateur.

INTAKE DATE
February 27– Tuesday 10:00 AM to 2:00 PM, at the Vero Beach Museum of Art (studios 2 & 3)

EXHIBIT DATES
March 1 through April 7 2024

PICK UP DATE
April 8, 10:00 AM to 2:00 PM.

ENTRY FEES
\$25.00 per print. Indian River Photo Club members \$ 20.00
Limit of five (5) total entries by an individual.
No refund for entries, whether juried in or out.
Entry forms will be available at intake on **February 27 2024**. Or you can print the form from www.indianriverphotoclub.org.

AWARDS
Ribbons will be awarded for **Best in Show**, 1st, 2nd, 3rd place, Honorable Mention and Merit Award in each category. Press release to local newspapers.
Best in Show Award will also receive a \$100.00 prize.

BEST IN SHOW

JUDGING
Entries to be included in the exhibit will be selected by a jury.
Judging for awards by the same jury.

Pictures selected for the Exhibit may not be removed before **April 7 2024** and must be **picked up between 10:00 AM and 2:00 PM on Monday April 8 2024**.
If your entry(s) were not accepted, you will be contacted **February 27**, after 4:00 p.m.
Pick up entries not accepted between 10am-2pm, on **February 28**.



Each CCB member wishing to enter must be a fully paid member of CCB 2024 to participate.

Submit your prints on Feb 27th between 10:00AM and 2:00PM at the Vero Beach Museum of Art

For more detailed information on competitions –

<https://www.indianriverphotoclub.org/competitions-and-rules-new>

TIPS to becoming a better photographer!

Have you mentored a new CCB member lately?

by Gordie Elwell

Last month we discussed the exposure triangle . . . the photography axiom that three variables controlled by the photographer will not only bring you a properly exposed image, but with the correct balancing of these three factors (shutter speed, aperture, and ISO), the photographer can significantly influence how the image will turn out (sharp vs blurry, deep vs shallow depth of field, etc). We can balance all these factors perfectly, and still have a boring photograph (albeit a perfectly exposed one). This month, let's talk a bit on arranging components in your image to make it interesting as well!




Image by Gordon Elwell

Let's talk about the "Rule of Thirds" . . . another photography axiom often used to help photographers. Simply stated, this "rule" implies that every photograph should be split into thirds, both horizontally and vertically, and then the photographer should compose their image to place the subject or the prominent subjects in their image at the intersection of these points. Many cameras even have the option of a "rule of thirds" overlay in their viewfinder to help in identifying these points and placing their subjects accordingly.

Our eyes (meaning our brains) tend to gravitate to specific points, most often 1/3 of the way in from the edges. In the example above, the person is very near the lower/left point, and the pier hut is generally clustered around the upper/left point. These points are not hard and fast, but rather guides. Notice the horizon and ship are not dead center, but rather along the top third line. This is a corollary to the rule. Divide your image into thirds and use these 1/3 lines when a horizon or elongated subject cannot be easily placed at a single point. When the horizon is along the top third line, the foreground portion will demand the attention of the viewer. If the horizon is along the bottom third line, then the sky will draw the attention of the viewer.

These "rules" can be used as general guidance when composing your images. We have all experienced that snapshot of a friend or family member standing rigidly, smack in the center of a picture. If you off-set the subject (vertically and/or horizontally) and have them look slightly towards the wider area of your image, the image will be much better.

The zoom on your lens can help in your composure. But don't let the zoom feature make you lazy! Zoom with your feet and you will notice how relative sizes change and subjects change in proportion to the entire shot. Move left or right to "place" your subject in a better place relative to the background or other supporting components in the shot. Many of our images also seem to be taken from eye level (for some reason). Try squatting down, or holding your camera high over your head. Different perspectives (high/low, left/right, closer/farther) all contribute significantly to improve your composure choices.

Lastly, even though you use these axioms to help in taking your pictures, don't discount the wise use of appropriate cropping when doing your post processing!

TIPS to becoming a better photographer!

iPhone Photography - Advanced Guide for Intermediate and Experienced Photographers

by Peter Indorf


Welcome to the second half of my article on iPhone photography, where you can elevate your iPhone images from routine snapshots to compelling imagery.

This guide is designed for those familiar with the basics, covered in last month's f/Stop, aiming to harness the full potential of iPhone photography through advanced techniques and creative exploration.

Advanced Camera App Usage

1. *Efficient Access and Hidden Features*

- Utilize the Control Center for rapid camera access, especially useful in spontaneous shooting situations.
- Explore hidden settings like AE/AF Lock for maintaining consistent focus and exposure in dynamic scenes.



Graphic from the internet

2. Leveraging Manual Controls with Third-Party Apps

- Discover the benefits of manual controls for focus and exposure through apps like Halide or ProCamera, offering DSLR-like control over your images.

Sophisticated Composition Techniques

1. *Elevating Composition*

- Challenge conventional composition rules. Experiment with asymmetry, abstract framing, and disruptive angles to create visually arresting images.
- Use environmental elements like reflections, shadows, or architectural lines to add depth and intrigue to your compositions.

2. *Innovative Perspectives*

- Change your physical perspective—climb higher, go lower, or shoot through objects to find unique viewpoints that transform ordinary scenes into extraordinary photographs.

TIPS to becoming a better photographer!

iPhone Photography for Intermediate and Experienced Photographers (continued)

Maximizing Camera Modes

1. *Deep Dive into Shooting Modes*

- In Portrait mode, experiment with different lighting effects and understand how to modify depth-of-field post-shooting for striking portraits.
- Utilize Panorama mode in tight urban spaces or for creative distortions, not just for wide scenic landscapes.

2. *Advanced Video Capabilities*

- Embrace the full power of 4K video. Experiment with different frame rates to capture high-quality slow-motion videos or crisp, action-packed footage.

Mastering Focus and Exposure

1. *Precision with Manual Focus*

- Use manual focus for macro shots or when dealing with challenging lighting, ensuring your subject is always sharp.
- Familiarize yourself with reading and using the histogram for precise exposure, avoiding overexposed highlights or underexposed shadows.

2. *Expert Exposure Control*

- Experiment with HDR and Smart HDR to balance high-contrast scenes, ensuring details are preserved in both bright and dark areas.

Professional-Level Photo Editing

1. *Utilizing Advanced Editing Tools*

- Dive deeper into the Photos app, exploring curves for fine-tuning brightness and contrast, and color balance for achieving the perfect mood.
- Use professional-grade apps like Snapseed or Adobe Lightroom for comprehensive control over your edits, from selective adjustments to detailed color grading.

2. *Creating a Signature Style*

- Develop a consistent editing style to establish a unique photographic identity. This could be a particular color scheme, mood, or theme that makes your work instantly recognizable.

Continuous Learning and Creativity

Embrace the journey of learning in photography. Each new feature and technique offers an opportunity to expand your creative vision. Remember, great photography is not just about technical mastery but also about the story you tell and the emotions you evoke. Keep pushing the boundaries of your iPhone camera, and let your creativity flourish!

LEARNING Opportunities and Events



March 15, 2024

Pre-Conference Workshops & Outings

* Join us for an exciting variety of hands-on workshops, both in the field and on-site as well as several free photo opportunities

March 16 & 17, 2024

Lectures & Breakout Sessions

* 15 leading photographers speaking on every aspect of photography, from macro to astrophotography, portraiture to landscape, AI to drone imaging, wildlife to still life...expertise and knowledge delivered to you to enhance your photography, whatever your interest.

March 16 & 17

Workshops

* Infrared, macro, night photography and more are scheduled workshops for Saturday. Sign up soon as attendance is limited!

LEARNING Opportunities and Events

52FRAMES WEEKLY PHOTOGRAPHY CHALLENGE

For those who crave a challenge weekly!

Frame your week. Frame your world.



1. Look!

"Frame your world" isn't just our tagline. Carve out a slice of time each week to really look around you. You will start to see your world differently.



2. Shoot!

I mean, we are a photography project. Everyone has the same 7 days for the challenge. The point is to press that shutter button each week, and TAKE THAT PHOTO.



3. Submit!

Share with the world. Be OK with imperfection. Get helpful feedback from our community and give your thoughts on others.



4. Repeat!

Don't break the chain. Let the consistency of creativity build week after week and discover new creative breakthroughs you never knew you had.

- **John Buck portrait workshop** with a professional model!

- Fort Christmas Historical Park, at 3 pm, Saturday, April 13.
- All skill levels . . . Bring your SLR or mirrorless, and smartphone
- Fee: \$20
- There will be a signup sheet at the monthly meetings until the class is full. If you have questions, contact John at tourfoto@gmail.com .



CCB MEMBER Adventures!

Discovering Milford Sound, New Zealand !

By Nancy and Chuck Palmer




On our recent New Zealand travels we learned many things about the unique history and culture of this fascinating country. However, the beautiful landscapes we discovered in this island country are truly unforgettable.

Out of all the beautiful places, Milford Sound was probably our most favorite. The Sound is a fjord in the South West of New Zealand's South Island. It was once described by Rudyard Kipling as the 'eighth wonder of the world'. We were in awe of the mountain peaks and waterfalls as high as 3000 feet as we explored the sound in a small Zodiac boat. . . *an experience we will not soon forget!*

CCB MEMBER Adventures!

More images from Nancy and
Chuck Palmer in New Zealand



PARTING Shots



Image by Ian Johnson

Here we have a man, distracting the two dogs so the woman can chase her wind-blown hat without interference . . . Do you have a different story for this image? Send it in to: info@ccbrevard.com

Do you have a Parting Shot? Submit your funny or unique Parting Shot photo to info@ccbrevard.com for publishing consideration!

Your CCB Executive Team values your ideas. Feel free to contact us at info@ccbrevard.com

EXECUTIVE BOARD Meetings and Info

Executive Board meetings are being held via Zoom. All club members are invited and welcome to attend. If you are interested in attending our next board meeting, please contact John Buck at the club email address.

*By attending, you will see it takes a team effort to make the club successful.
We would like your help to make it even better. – email us with ideas!*



*Camera Club of Brevard, Inc.
PO Box 542 Melbourne, FL 32902*

WEBSITE: <http://ccbrevard.org/> EMAIL: info@ccbrevard.com

Newsletter Editor: Gordie Elwell

GENERAL MEMBERSHIP Monthly Meetings

MEETINGS The CCB normally meets the first Tuesday each month from 6:30-9 pm at the Eau Gallie Civic Center, 1551 Highland Avenue in Melbourne. See all our club event opportunities at: <https://ccbrevard.org/events/> matrix page

THE CAMERA CLUB OF BREVARD NEEDS YOUR SUPPORT – Why not be an active member of our club management team? If you are interested in serving your Camera Club of Brevard as a appointed director, please contact John Buck at info@ccbrevard.com You can find all the details about positions where you can serve on our website at <https://ccbrevard.org/club-management/> Click on the bylaws link at the bottom of the page for a description of the duties for each officer and director.

Membership has its privileges! Your membership makes a big difference to our programs offered at the Camera Club of Brevard. If you would like to join the Camera Club of Brevard or renew your membership, yearly dues are \$35 for individuals, and \$40 for a family membership. You won't find a better investment if you enjoy photography and the fellowship we appreciate as club members. Please submit your membership payment by US mail to Camera Club of Brevard Inc., P.O. Box 542, Melbourne, FL 32902 or find out how to pay online at the Camera Club of Brevard Membership Website.

A Legal Note: Photographs presented in the Camera Club of Brevard's newsletter are protected by Copyright and may not be reproduced, copied, or used in any way without prior permission. License inquiries can be made via email at info@ccbrevard.com Thank You.